

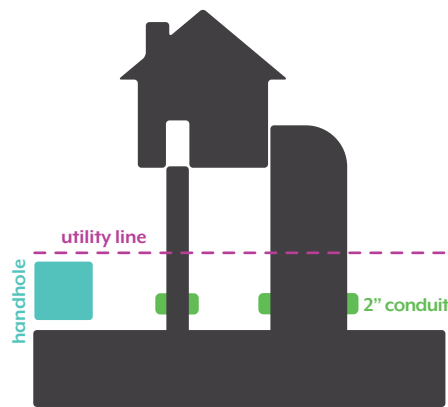
These rules are a general guide and will vary depending on location. Please contact CEO Technologies directly for rules regarding your specific neighborhood.

The following guidelines are to provide the potential Builder with conceptual Fiber to the Home (FTTH) design guidance so the Builder's homes are ready to be integrated within the neighborhood's fiber backbone network. Please keep in mind that these steps are not meant to be a detailed Engineering Design Package, but rather to show the general connectivity required to provide the High Speed Internet Service.

216 West 26th
Bryan, TX 77803
ceoetc.com

Phone: 979-446-0054
E-mail: info@ceoetc.com

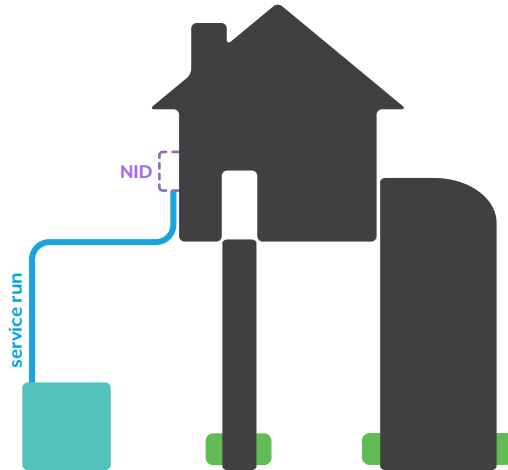
EASEMENT



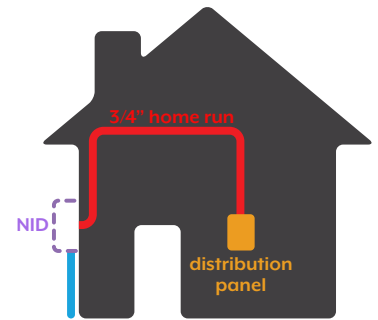
The builder agrees to place a 2" conduit under any sidewalks or driveways in the **utility easement**. Conduit should be capped on both ends and distance from the street should be

SERVICE RUN

Service Run: This is the conduit for the fiber that connects the Backbone to the home **NID (Network Interface Device)**, which will be installed later by CEO. Builder agrees to install a 3/4" conduit with Tracer Wire from the CEO service handhole in the Utility Easement to the location for the Home Fiber NID. Builder will use sweeping 90's and install pull string in the conduit, and conduit must be taped at each end.



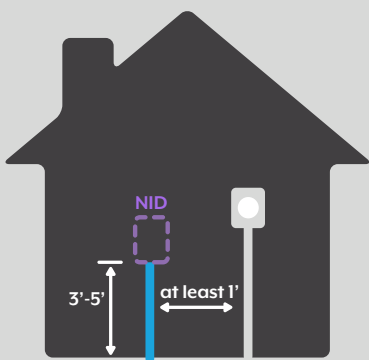
HOME RUN



Home Run: This is the fiber that connects the NID to the **distribution panel** inside the home. 3/4" Corrugated Conduit ("Smurf Tube") from outside fiber NID to in Home low voltage distribution panel. Builder will use sweeping 90's and install pull string in the conduit.

Builder should stub the Home Run out of the exterior wall of the home near the location of the fiber conduit, between 3' to 5' from the ground for placement of the NID, at least 1' from electric.

NID PLACEMENT



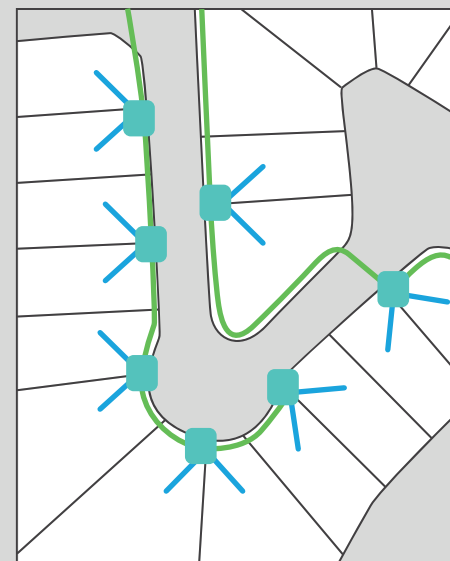
Builder will stub the Service Run up from the ground and against the wall of the home near the location of the fiber conduit, between 3'to 5' up from the ground for placement of the NID, at least 1' from Electric. Builder will stub the Home Run out of the exterior wall of the home near the same location where NID will be placed.

BUILDER REQUIREMENTS

Builder agrees that each home built under the terms of this contract will be constructed to have an internet/fiber tap in place upon homebuyer move in. In order to accomplish this objective, Builder agrees to comply with the following:

1. Follow all CEO construction guidelines including:
 - A) Placing a 2" conduit under each driveway before it is poured.
 - B) Running a 3/4" conduit from the handhole to where the electrical enters the house
 - C) Running a 3/4" conduit from that point to the central distribution point inside the house.
2. Once all other components are complete and electricity is turned on, builder must choose a day for CEO to set up and activate the internet. Appointment times and dates may be subject to change.
3. If not done in accordance with these requirements, Builder will pay CEO time and material to remedy.

MAP OVERVIEW



An example map of the layout for backbone to handhole to service run.